



A  
PURAVANKARA HOME AT  
SPARKLING SPRINGS

Pride of owning something precious

# SPARKLING SPRINGS

AT THE PURVA SOUND OF WATER

## Construction Updates

**January 2024**

*Dear Esteemed Customer,*

*Greetings from Puravankara*

*It gives us immense pleasure to update you through this edition of Puravankara Newsletter and provide you with the latest information about your home in Sparkling Springs. As we move ahead, we at Puravankara sincerely thank you for your continual faith and trust reposed in the brand.*

*We are happy to inform you that the construction and infrastructure works at the site is progressing well. We thank you for your understanding that is a construction site with extensive debris, heavy vehicular movement, uneven surfaces and hence keeping in mind your safety, visits to this site is restricted. You may seek prior approval and we can accommodate the scheduled visit from your respective banker.*

*We are grateful for your kind cooperation.*  
*Team Sparkling Springs*







# Sparkling Springs

Off Bannerghatta Main Rd, Bengaluru



## Construction Updates

Overall view



# PHASE 2



- Villa 03 - Roof slab completed, block work in progress.




- Villa 05 - PCC work completed.

Actual site photograph





- Villa 06 - Plinth beam work is completed, backfilling in progress.
- Villa 07 - Grade slab work completed.
- Villa 08 - Plinth beam work in progress.



- Villa 09 - First floor slab completed.

Actual site photograph



- Villa 10 - Grade slab work completed.
- Villa 11 - Column up to first floor is completed.



- Villa 13 - Grade slab work completed.
- Villa 12 - Grade slab work completed.

Actual site photograph





- Villa 14 - Grade slab is completed.



- Villa 16 - Roof slab work is completed, block work & plastering in progress.
- Villa 17 - First floor slab work completed.

Actual site photograph



- Villa 18 - Column above first floor slab in progress.
- Villa 19 - Structure work completed. Block work in progress.
- Villa 20 - First floor slab work in progress.
- Villa 21 and 22 - Roof slab work completed, staircase headroom work in progress,
- Block work & plastering has started.



- Villa 23 – column up to 1st floor completed.
- Villa 24 - PCC completed.
- Villa 25 - Column work above 1st floor is completed, roof slab work in progress.
- Villa 26 - First floor slab work in progress.

Actual site photograph





- Villa 27 - External façade work and interior finishing work in progress.
- Villa 28 - First floor slab completed.
- Villa 29 - First floor slab completed.
- Villa 30 - First floor slab completed.



- Villa 31 - Roof slab work in progress.
- Villa 32 - Roof slab work in progress.
- Villa 33 - Plinth beam work completed.
- Villa 34 - excavation completed.

Actual site photograph



- Villa 35 - First floor slab completed.




- Villa 62 - Roof slab work completed.
- Villa 63 - Roof slab work completed; block work started.
- Villa 64 - Column above first floor slab completed.
- Villa 65 - Roof slab work in progress.

Actual site photograph





- Villa 66 - Column above first floor slab in progress.
- Villa 67 - External plastering is completed. Waterproofing work in progress.
- Villa 68 - First floor slab completed.



- Villa 69 - First floor slab work in progress.
- Villa 70 - Grade slab work completed.
- Villa 71 - Roof slab work in progress.

Actual site photograph



- Villa 72 - Grade slab completed.
- Villa 73 - Roof slab work in progress.
- Villa 74 - Column above 1st floor slab completed.
- Villa 75 - First floor slab completed.



- Overall view

Actual site photograph



# PHASE 3



- Villa 148 - Roof slab work in progress; block work has commenced.
- Villa 149 - Column up to 1st floor completed.



- Villa 151 - First floor slab completed.
- Villa 152 - Column up to 1st floor completed.

Actual site photograph



- Villa 153 - Column up to 1st floor completed.
- Villa 154 - Column up to 1st floor completed.
- Villa 155 - First floor slab work in progress.




- Villa 158 - First floor slab completed.
- Villa 157 - Column up to 1st floor completed.

Actual site photograph





- Villa 159 - Column up to 1st floor completed.
- Villa 160 - Column up to 1st floor completed.
- Villa 161 - Column up to 1st floor completed.



- Villa 165 - Column up to 1st floor completed.
- Villa 164 - Column up to 1st floor completed.
- Villa 163 - Column up to 1st floor completed.

Actual site photograph



- Villa 166 - Column up to 1st floor completed.



- Villa 174 - Column up to 1st floor completed.
- Villa 173 - Excavation and PCC work in progress.

Actual site photograph





- Villa 175 - Column up to 1st floor completed.
- Villa 176 - Plinth beam completed.
- Villa 177 - Plinth beam work in progress.



- Villa 179 - Plinth beam in progress.
- Villa 180 - Column up to 1st floor in progress.
- Villa 181 - Column up to 1st floor completed.
- Villa 182 - Column up to 1st floor completed.

Actual site photograph




- Villa 183 - Grade slab in progress, Column up to 1st floor completed.
- Villa 184 - Pling work completed.
- Villa 185 - Column up to 1st floor completed.



- Villa 186 - Plinth beam and column up to 1st floor completed.
- Villa 187 - Grade slab in progress, Column up to 1st floor in progress.

Actual site photograph





- Villa 188 - Plinth beam and column up to 1st floor in progress.
- Villa 189 - Grade slab in progress, Column up to 1st floor completed.



- Villa 190 - Column up to 1st floor completed.
- Villa 191 - Column up to 1st floor completed.

Actual site photograph



- Villa 192 - Pile chipping completed.
- Villa 193 - Pile chipping completed.
- Villa 194 - Column up to 1st floor in progress.
- Villa 195 - Column up to 1st floor completed.



- Villa 196 - Roof slab work in progress.
- Villa 197 - First floor slab completed.

Actual site photograph





- Villa 198 - First floor slab completed.
- Villa 199 - First floor slab work in progress.



- Villa 200 - Column up to 1st floor completed.
- Villa 201 - Column up to 1st floor completed.

Actual site photograph



- Villa 202 - Column up to 1st floor completed.
- Villa 203 - Column up to 1st floor completed.



- Villa 204 - Column up to 1st floor completed.
- Villa 205 - Column up to 1st floor completed.

Actual site photograph





- Villa 206 - Grade slab completed. Column up to 1st floor in progress.
- Villa 207 - Grade slab completed. Column up to 1st floor in progress.



- Overall view.

Actual site photograph

## Contact us

### Site Office :

#### Sparkling Springs

South Taluk, Kammanahalli Village , Begur Hobli Road,  
Off Bannerghatta Main Rd, Bengaluru, Karnataka – 560076

### Regional Office :

Puravankara Limited. #130/1, Ulsoor Road,  
Bengaluru - 560 042

**Email :** [crm@puravankara.com](mailto:crm@puravankara.com) (Subject line – Project name/ unit number)

**Call Us :** +91 - 80-67724001 / 1 860 208 0000

**Web :** [www.puravankara.com](http://www.puravankara.com)

### OC Number :

JDBL (S)/ADBL/OC/11/2020-21